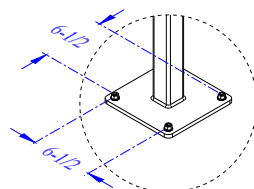
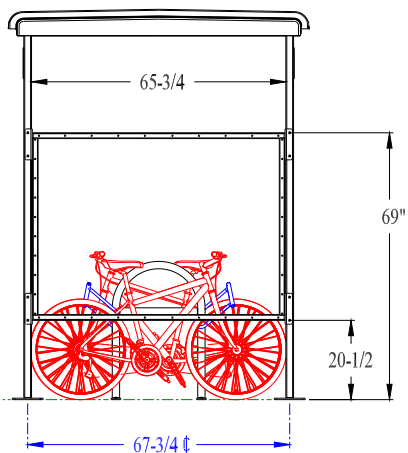
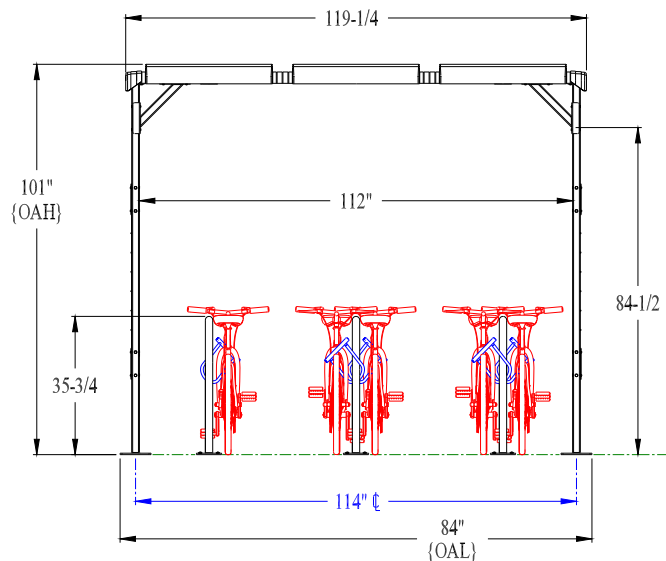


MOUNTING DIM'S
ON CONCRETE
BASE PAD

See View A

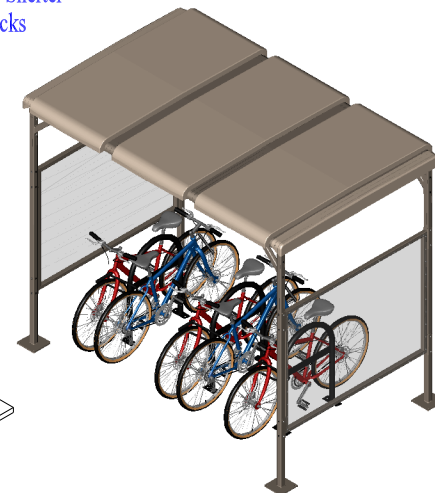


View A
3:1



GROUND
LEVEL

{6-Bike} Capacity Shelter
with (3) U-Racks



SHELTER CONTRUCTION IS COMPRESSION MOLDED SMC
FIBERGLASS TOPS WITH ABS SOFFETS, POWDER COATED
STEEL FRAMES & POLYCARBONITE SIDE PANELS

STANDARD COLORS ARE TAUPE FRAMES & SANDSTONE
TOPS & SOFFETS. OTHER COLORS AVAILABLE

SHELTERS ARE AVAILABLE IN (2) TOP & (3) TOP STARTERS
WITH ADDITIONAL (2) TOP & (3) TOP ADDERS COMBINED
TO CREATE UP TO A (24) TOP SHELTER BANK

(2) U-RACKS ARE 1.9" Ø SCHTL 40 STEEL BLACK PIPE
WITH BLACK POWDER COATING OR BLACK PLASTISOL

STAINLESS STEEL U-RACKS ARE ALSO AVAILABLE

SHIPPING WEIGHT IS 897 LBS. OR 407 KG.

SHEET 1 OF 1	A	RELEASE FOR QUOTE		10/16/18
	REV	DESCRIPTION		DATE
TOLERANCES UNLESS OTHERWISE SPECIFIED: +/-	CYCLEPORT {3-TOP} ASSEMBLY {U-SHELTER}			
			Cycle Safe 5211 CASCADE ROAD - SUITE 210 GRAND RAPIDS, MI 49546 www.cyclesafe.com	
	BOB SLYH	10/16/18		
	CHECKED	DATE		
		APPROVED	DATE	
.X	.030			
.XX	.010			
.XXX	.005			
ANGLE	1/2°			
REV	D	{2-SIDE} POLYCARBONITE (U-RACKS)		DATE